



Zhejiang Chuangxiang Medical Technology Co.,Ltd.

- 📍 Building 50, No.650, Hongfeng Road, Yuhang District, Hangzhou 311100, China
- ☎ (86-571) 89167088
- 📞 (86-571) 89167086
- 🌐 www.med-nova.com
- 🌐 www.mednovahz.com
- ✉ postmaster@med-nova.com

Innovation Achieves Dream





Company introduction

Zhejiang Chuangxiang Medical Technology Co., Ltd. is located in Biological Medicine Science and Technology Park, Yuhang, Hangzhou, China.

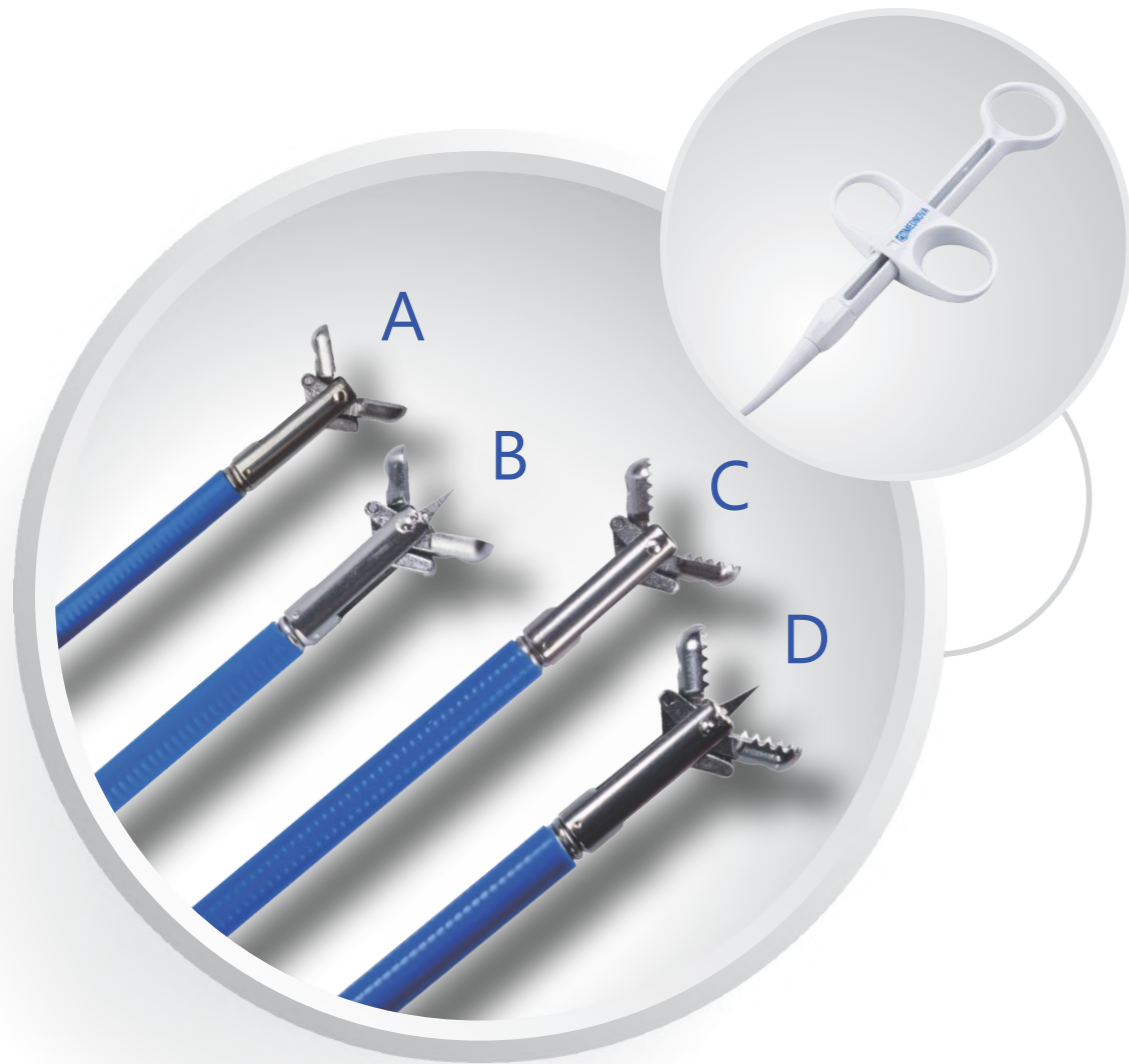
We committed to the R&D, manufacture, sales and service of the minimally invasive medical equipment, to provide interventional diagnosis and treatment solutions, and provide first-class products.

Company has, in conformity with national quality system standard, class100,000 clean workshop and quality testing platform, to ensure the quality of each product in accordance with the international quality standards. We have acquired ISO:13485 corporation quality system certification in July 2016, and access to CE certifications of fifteen products, the products comply with international quality management system's requirements.

We would like to be your OEM business partner or endoscopic supplier. We are looking forward to forming successful business relationships with new clients around the world in the near future.

Single Use Biopsy Forceps	P01
Single Use Grasping Forceps	P03
Hot Biopsy Forceps	P05
Single Use Hemoclip	P07
Polypectomy Snare	P09
Sclerotherapy Needle	P 11
Single Use Guidewire	P13
Single Use Sphincterotome	P15
Single Use Stone Retrieval Basket	P 17
Single Use Stone Retrieval Balloon	P 19
Single Use Balloon Dilatation Catheter	P21
Single Use Biliary Drainage Catheter	P23
Single Use Cytology Brush	P 25
Cleaning Brush	P27
Bite Blocks	P29
Polyp Trap	P 31
Biopsy Valve	P33
Air/Water & Suction Valve kit	P35

Single Use Biopsy Forceps



● Indication :

This device is used to enter the gastrointestinal tract via endoscope to obtain tissue samples for pathology.



Single Use Biopsy Forceps


● Features :

1. Large cup design to get more tissues.
2. Rigid four-link structure to make the sampling easier.
3. Sharp cutting to get the right amount of tissue, with less bleeding.
4. Sterilized package to prevent the risk of cross-infection.

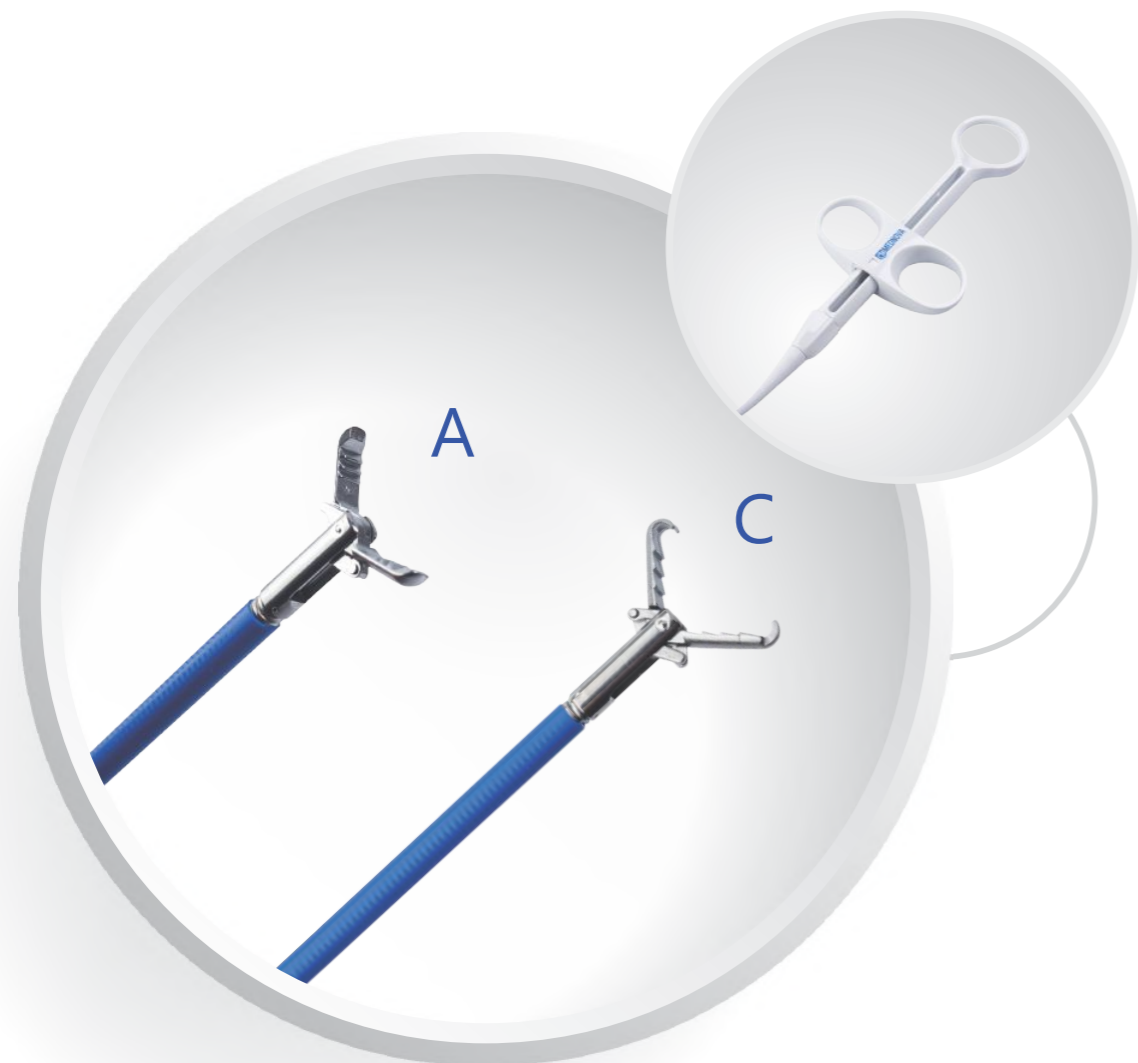
● Product Model :

Model	Order Number	Outer Diameter (mm)	Working Length (mm)	Working Channel (mm)	Needle	Jaw Type
A	MD-A-BF2406	2.4	600	2.8	No	Oval
	MD-A-BF2412		1200			
	MD-A-BF2416		1600			
	MD-A-BF2418		1800			
	MD-A-BF2423		2300			
B	MD-B-BF2406	2.4	600	2.8	Yes	Oval
	MD-B-BF2412		1200			
	MD-B-BF2416		1600			
	MD-B-BF2418		1800			
	MD-B-BF2423		2300			
C	MD-C-BF2406	2.4	600	2.8	No	Serrated
	MD-C-BF2412		1200			
	MD-C-BF2416		1600			
	MD-C-BF2418		1800			
	MD-C-BF2423		2300			
D	MD-D-BF2406	2.4	600	2.8	Yes	Serrated
	MD-D-BF2412		1200			
	MD-D-BF2416		1600			
	MD-D-BF2418		1800			
	MD-D-BF2423		2300			
A	MD-A-BF1806	1.8	600	2.0	No	Oval
	MD-A-BF1812		1200			
	MD-A-BF1816		1600			
	MD-A-BF1818		1800			
	MD-A-BF1823		2300			
C	MD-C-BF1806	1.8	600	2.0	No	Serrated
	MD-C-BF1812		1200			
	MD-C-BF1816		1600			
	MD-C-BF1818		1800			
	MD-C-BF1823		2300			
A	MD-A-BF1106	1.0	600	1.2	No	Oval
	MD-A-BF1108		800			
	MD-A-BF1112		1200			
	MD-A-BF1123		2300			

Customization for special specification and requirement is available.



Single Use Grasping Forceps




● **Indication :**

The disposable grasping forceps is indicated for used in the gastrointestinal tract via endoscopy to grasp tissue, stone or other foreign body objects.



Single Use Grasping Forceps

● **Features :**



Large jaw design to take larger scale of foreign body.



The head is precisely designed for grasping foreign body accurately and firmly.



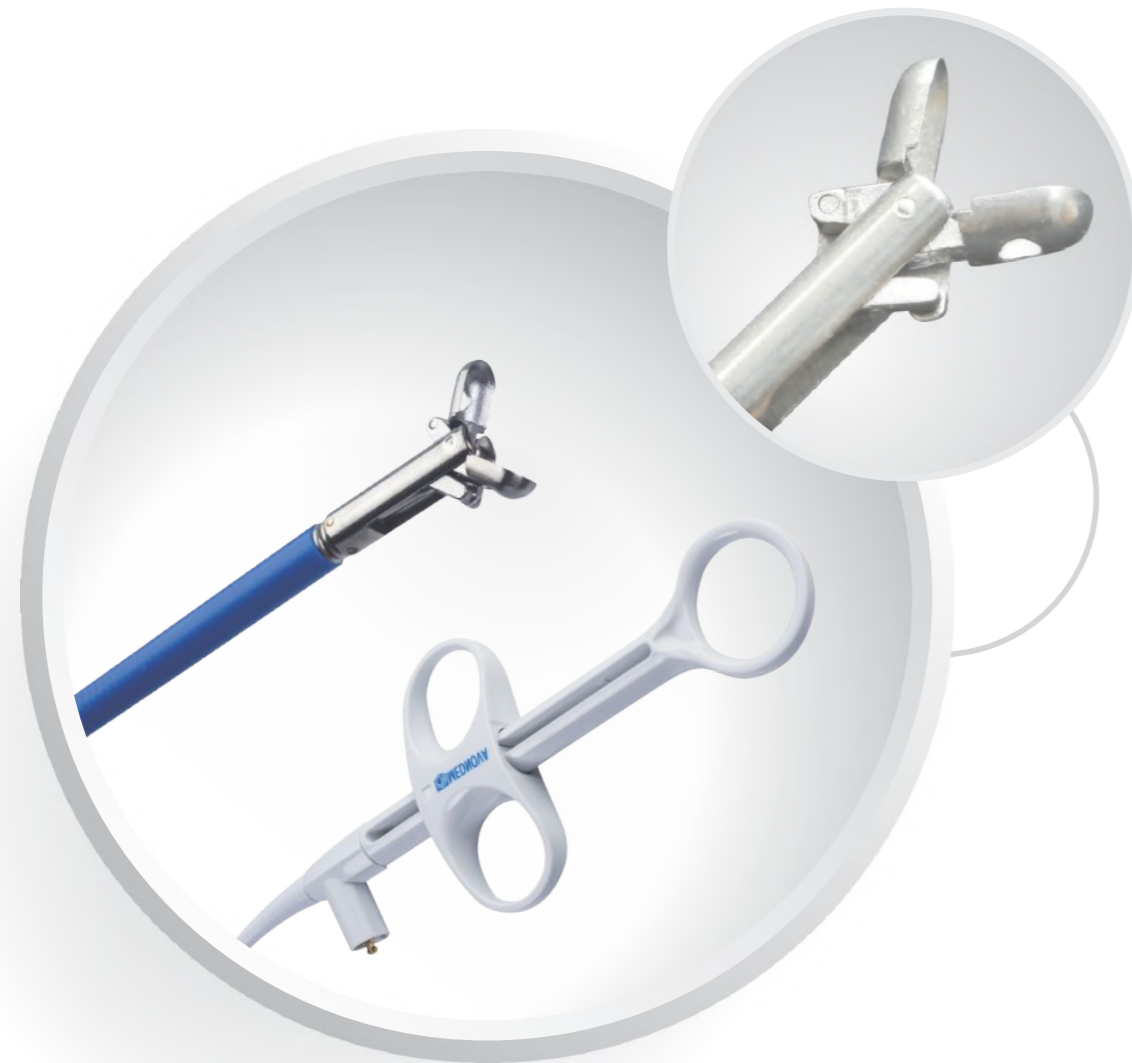
The end of the jaw is smooth after elaborately grinding, without damage to the endoscopy.

● **Product Model :**

Model	Order Number	Outer Diameter (mm)	Working Length (mm)	Working Channel (mm)	Coating	Jaw Type
A	MD-A-GF2406	2.4	600	2.8	Yes	Jaw Alligator
	MD-A-GF2412		1200			
	MD-A-GF2418		1800			
	MD-A-GF2423		2300			
C	MD-C-GF2406	2.4	600	2.8	Yes	Ratooth Alligator Jaw
	MD-C-GF2412		1200			
	MD-C-GF2418		1800			
	MD-C-GF2423		2300			
C	MD-C-GF1806	1.8	600	2.0	Yes	Ratooth Alligator Jaw
	MD-C-GF1812		1200			
	MD-C-GF1818		1800			
	MD-C-GF1823		2300			

Customization for special specification and requirement is available.

Hot Biopsy Forceps



● **Indication :**

Used endoscopically in conjunction with electrosurgical current to obtain gastrointestinal mucosal tissue biopsies and removal of sessile polyps under 5mm.



Hot Biopsy Forceps

● **Features :**



Excellent cutting characteristics and high quality riveted scissors joints.



Insulation coating: prevent the current contact with tissue during procedure.




Multipurpose: On one hand, it can remove sessile polyps in current active status and used as hemostasis to prevent the risk of patient bleeding. On the other hand, used to obtain mucosal tissue in current non-active status.

● **Product Model :**

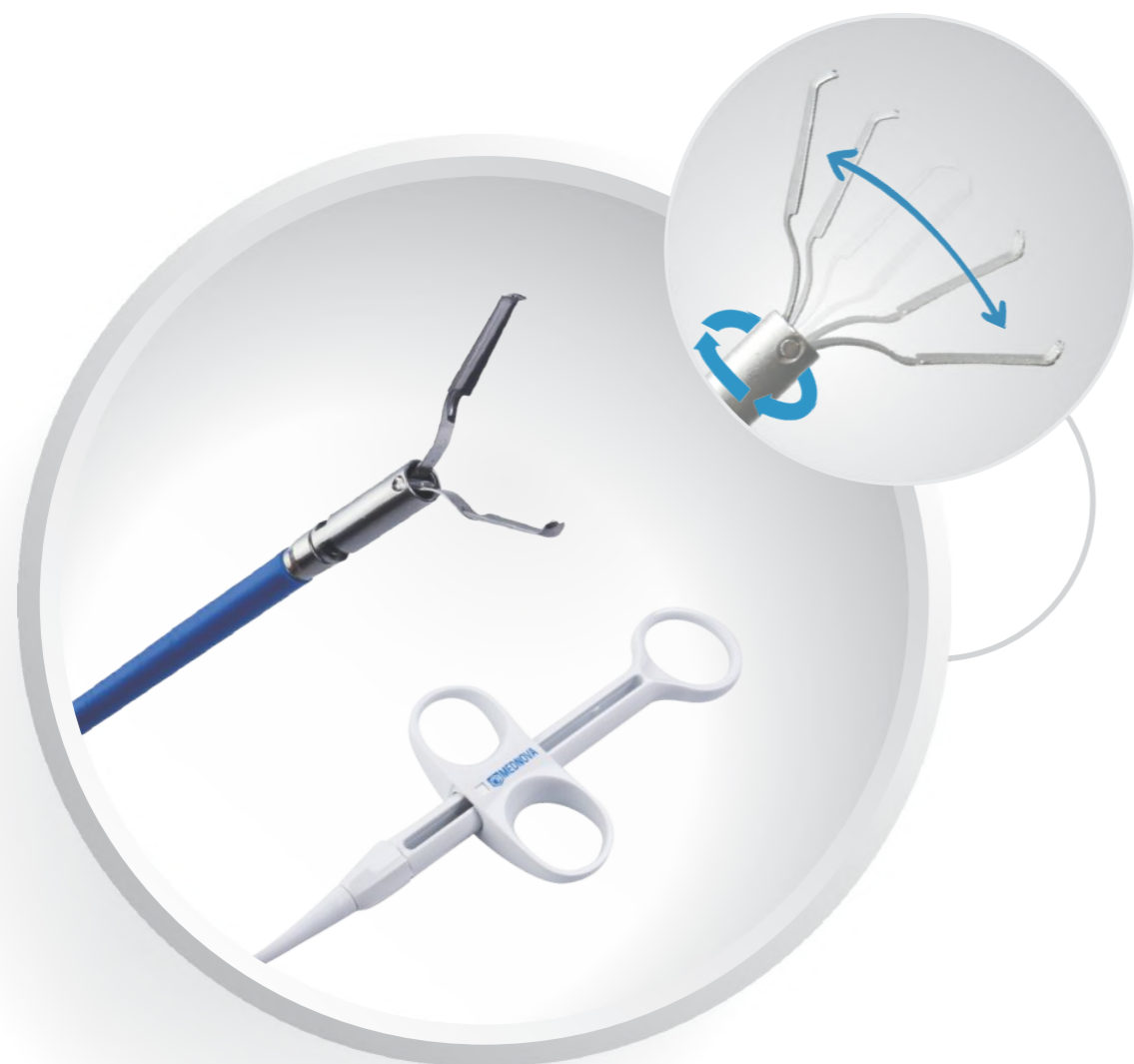
Order Number	Outer Diameter (mm)	Working Length (mm)	Working Channel (mm)	Needle	Coating
MD-A-HF2412	2.4	1200	2.8	No	Yes
MD-A-HF2416		1600			
MD-A-HF2423		2300			

Customization for special specification and requirement is available.



Single Use Hemoclip

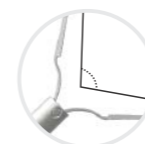
Single Use Hemoclip



● **Features :**




Proper parts left in body to make surgery safer.



Large range angle and opening design to grasp more tissue.



Repositionable Capacity: Allows up many times clip adjustment (reopening & closing) prior deployment.



Synchronized Handle-360°rotatable function for easy target.



Unique Coating outside and Re-lock system design: enables smooth insertion into the channel, and largely forbidden from channel damage.

● **Product Model :**

Model	Order Number	Working Length (mm)	Opening Length (mm)	Claw Angle (°)	Rotatable	Type
G	MD-G-HR-230-12-135-Y	2300	12	135	Yes	Standard
	MD-G-HR-195-12-135-Y	1950				
	MD-G-HR-165-12-135-Y	1650				
L	MD- L-HR-230-15-135-Y	2300	15	135	Yes	Standard
	MD- L-HR-195-15-135-Y	1950				
	MD- L-HR-165-15-135-Y	1650				

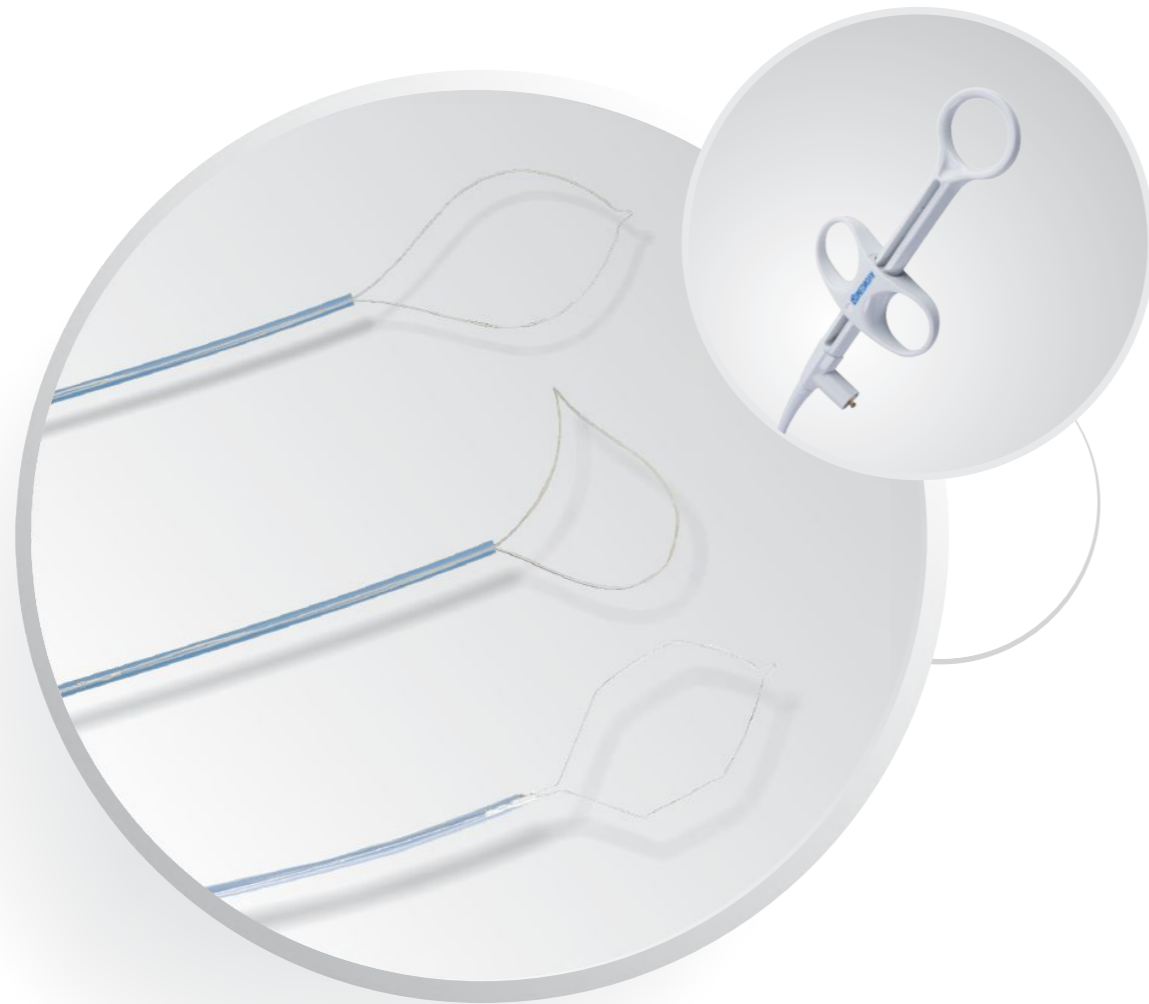
● **Indication :**

Used in the digestive tract under endoscopy placed within the clip, for use in lower and upper gastrointestinal bleeding.



Customization for special specification and requirement is available.

Polypectomy Snare




● **Indication :**

A unique, multi-functional system ideal for endoscopic mucosal resection and the removal of Polyps.



Polypectomy Snare

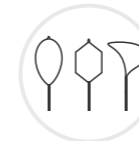
● **Features :**



360-degree rotatable design, convenient for clinical use.



Braided steel wire, increase tissue contacting area, to achieve the best effect of coagulation, which makes cutting safer.



Multi-size and shapes, meets various clinical requirements.



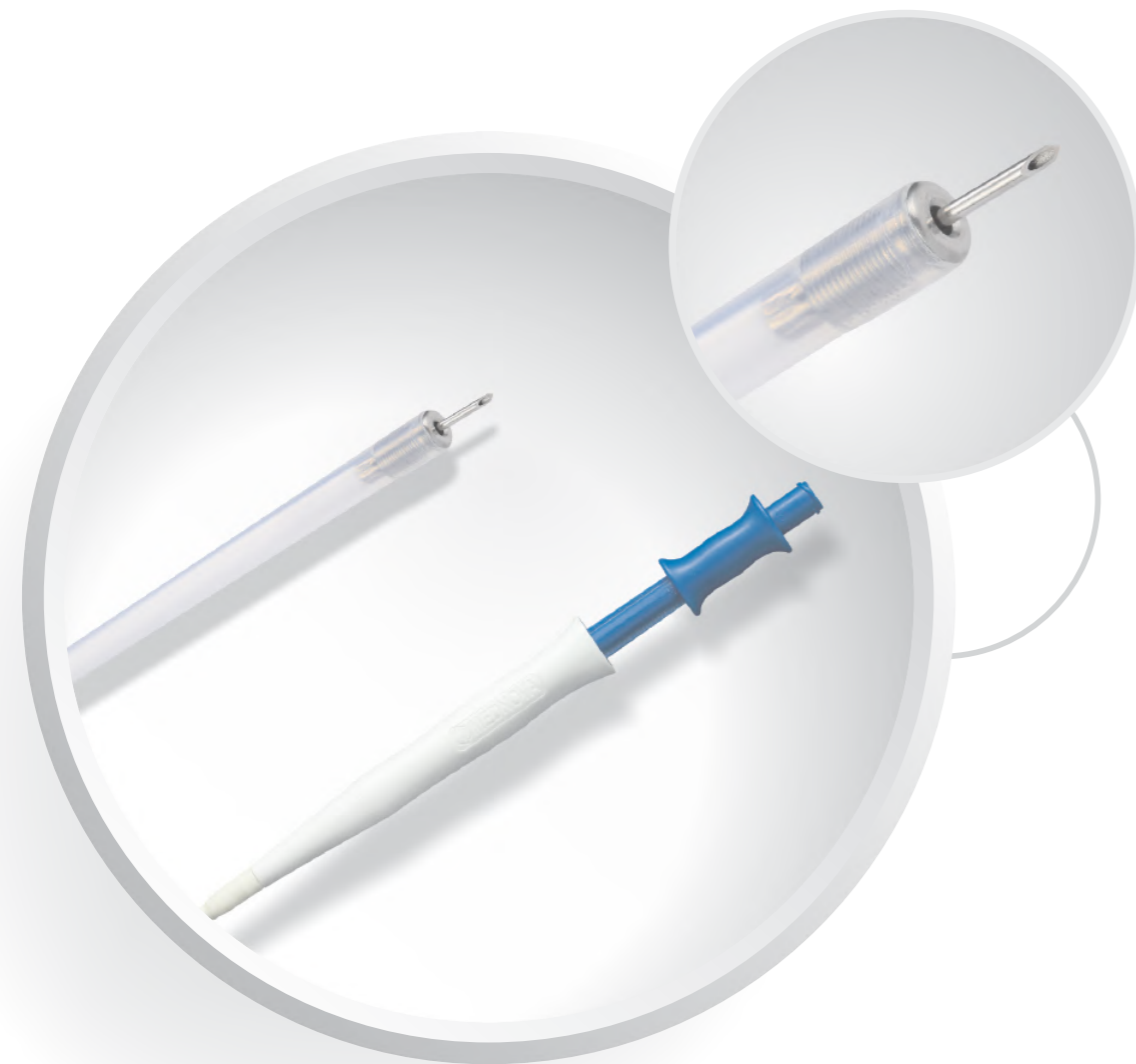
Easily rotates with one-handed manipulation for individualized orientation, addressing a variety of anatomical findings.

● **Product Model :**

Order Number	Loop Width (mm)	Rotatable	Working Length (mm)	Loop Type	Order Number	Loop Width (mm)	Rotatable	Working Length (mm)	Loop Type
MD-E-SNC241024	10	No	2400	Oval	MD-E-SNR241024	10	Yes	2400	Oval
MD-E-SNC241524	15		2400		MD-E-SNR241524	15		2400	
MD-E-SNC242524	25		2400		MD-E-SNR242524	25		2400	
MD-E-SNC243224	32		2400		MD-E-SNR243224	32		2400	
MD-E-SNC241018	10		1800		MD-E-SNR241018	10		1800	
MD-E-SNC241518	15		1800		MD-E-SNR241518	15		1800	
MD-E-SNC242518	25		1800		MD-E-SNR242518	25		1800	
MD-E-SNC243218	32		1800		MD-E-SNR243218	32		1800	
MD-C-SNC242024	20	No	2400	Crescent	MD-H-SNC241524	15	No	2400	Hexagonal
MD-C-SNC242524	25		2400		MD-H-SNC242524	25		2400	
MD-C-SNC243224	32		2400		MD-H-SNC243224	32		2400	
MD-C-SNC242018	20		1800		MD-H-SNC241518	15		1800	
MD-C-SNC242518	25		1800		MD-H-SNC242518	25		1800	
MD-C-SNC243218	32		1800		MD-H-SNC243218	32		1800	

Customization for special specification and requirement is available.

Sclerotherapy Needle



● Indication :

Used in injection on the gastrointestinal submucosa or for delivering sclerotherapy agents.

Sclerotherapy Needle


● Features :

1. Extremely sharp needle, precise cut.
2. Wide variation of needle lengths and gauge sizes.
3. Audible and tactile click response confirms needle extension and retraction.
4. High flow Lumen: a larger lumen allows smooth injection of high viscosity liquids with light force, a definite advantage in ESD procedures.
5. Sterile individual packing.

● Product Model :

Model	Order Number	Catheter OD (mm)	Need OD (G)	Working Length (mm)	Needle Length (mm)
A	MD-A-SY-2423-2104	2.4	21	2300	4
	MD-A-SY-2423-2304		23		
	MD-A-SY-2423-2504		25		
	MD-A-SY-2418-2104		21	1800	
	MD-A-SY-2418-2304		23		
	MD-A-SY-2418-2504		25		
	MD-A-SY-2412-2104		21	1200	
	MD-A-SY-2412-2304		23		
	MD-A-SY-2412-2504		25		
	MD-A-SY-2423-2106		21	2300	6
	MD-A-SY-2423-2306		23		
	MD-A-SY-2423-2506		25		
	MD-A-SY-2418-2106		21	1800	
	MD-A-SY-2418-2306		23		
	MD-A-SY-2418-2506		25		
	MD-A-SY-2412-2106		21	1200	
	MD-A-SY-2412-2306		23		
	MD-A-SY-2412-2506		25		

Customization for special specification and requirement is available.



Single Use Guidewire



● **Indication :**

Designed for use in endoscopic treatment of the biliary and pancreatic ducts, assisting the introduction of other devices into the tract.



Single Use Guidewire

● **Features :**



Radiopaque marker: Visual tip under fluoroscopy and Maximum flu.



Super Nitinol Core wire: allows maximum deflection without kinking.



Hydrophilic coating: reduce friction to provide easier advancement.



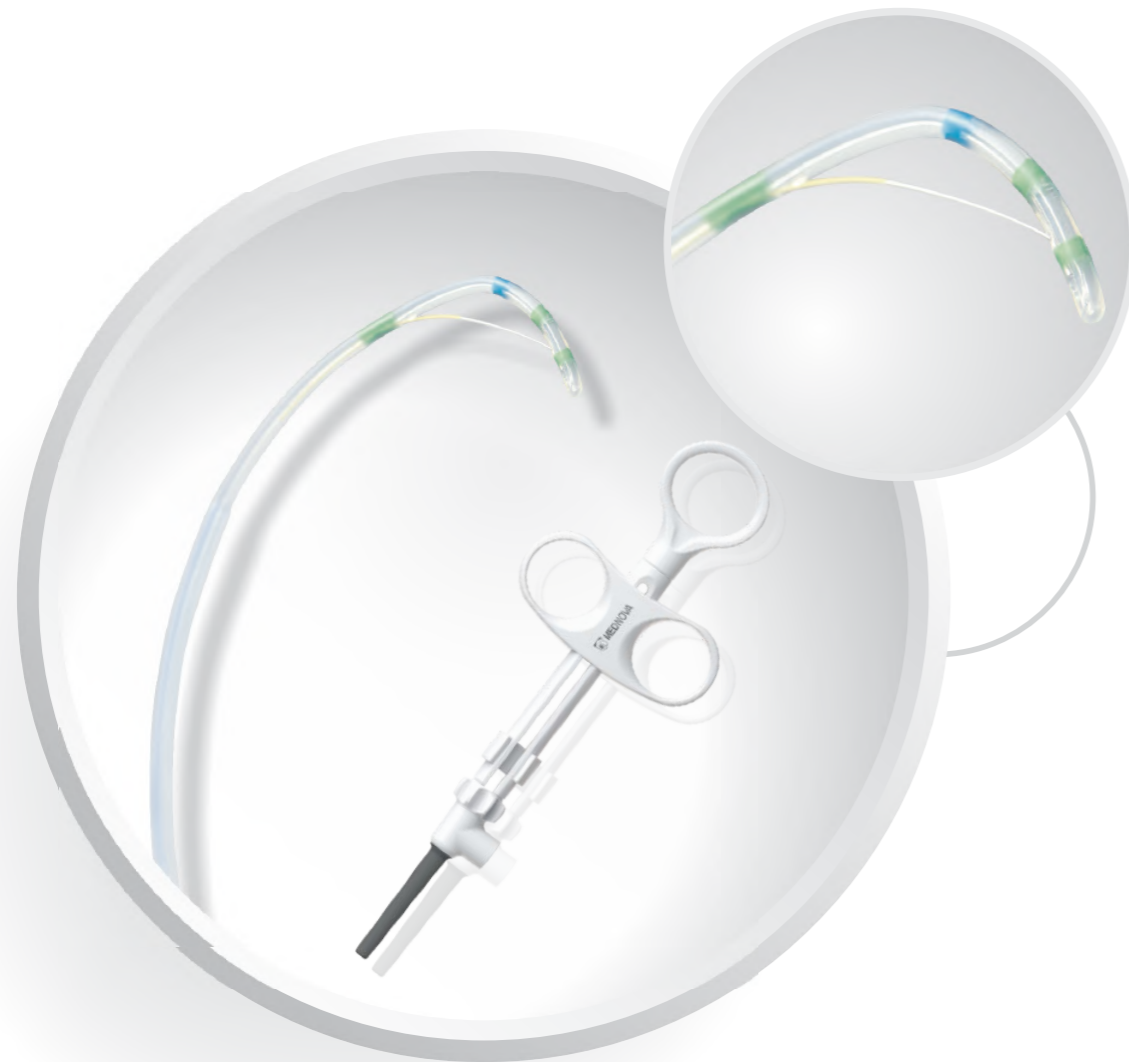
Different choices of tip: to satisfied different needs, choice of soft or stiffness, angled or straight ends.

● **Product Model :**

Model	Order Number	Outer Diameter (mm)	Length ±10mm	Model	Order Number	Outer Diameter (mm)	Length ±10mm
Straight	MD-S-GW2545	0.025inch/0.63mm	4500	Angled	MD-A-GW2545	0.025inch/0.63mm	4500
	MD-S-GW3545	0.035inch/0.89mm	4500		MD-A-GW3545	0.035inch/0.89mm	4500
	MD-S-GW2526	0.025inch/0.63mm	2600		MD-A-GW2526	0.025inch/0.63mm	2600
	MD-S-GW3526	0.035inch/0.89mm	2600		MD-A-GW3526	0.035inch/0.89mm	2600

Customization for special specification and requirement is available.

Single Use Sphincterotome



● **Indication :**

Used for endoscopic cannulation of the ductal system and for sphincterotomy.

Single Use Sphincterotome


● **Features :**

1. 11 o'clock tip orientation: easy and precise positioning.
2. Braided or monofilament cutting wire device models.
3. Monofilament and Insulation coating cutting wire: Proper cut and injure controlling.
4. Radiopaque marker: Visual tip under fluoroscopy and Maximum flu.
5. Triple lumen: Pre-loaded for injection and wire guiding.
6. Cable short and long guidewire.

● **Product Model :**

Model	Order Number	Outer Diameter (mm)	Tip Length (mm)	Cutting Length (mm)	Working Length (mm)
A Cutting wire	MD-A-TM0530	2.4	5	30mm	2000
	MD-A-TM1530		15		
	MD-A-TM0525		5	25mm	
	MD-A-TM1525		15		
	MD-A-TM0520		5	20mm	
	MD-A-TM1520		15		
B Needle	MD-B-TM0604		6	4	

Customization for special specification and requirement is available.



Single Use Stone Retrieval Basket



Single Use Stone Retrieval Basket

● Features :

1. Smooth sheath to protect channel and easy for operation.
2. The wire of the basket is powerful but friendly.
3. Good compliance to protect the tissue from scratching during stone retrieval.


● Product Model :

Model	Order Number	Basket Width (mm)	Basket Length (mm)	Sheath Diameter (mm)	Working Length (mm)	Basket Type
A	MD-A-RN-N1007	10	20	0.7	1150	Oval
	MD-A-RN-N2018	20	40	1.8	700/1200/1800/1950/2300	
	MD-A-RN-N2024	20	40	2.4	1800/1950/2300	
	MD-A-RN-N3024	30	60	2.4	1800/1950/2300	
B	MD-B-RN-N2018	20	40	1.8	1800/1950/2300	Spiral
	MD-B-RN-N2024	20	40	2.4	1800/1950/2300	
	MD-B-RN-N3024	30	60	2.4	1800/1950/2300	
C	MD-C-RN-N1007	10	10	0.7	1150	Angular
	MD-C-RN-N2024	20	40	2.4	1800/1950/2300	


Customization for special specification and requirement is available.

● Indication :

Used for Gastrointestinal and Urology Diagnosis to grasp tissue, stone and other foreign body via endoscope.



Single Use Stone Retrieval Balloon



● Indication :

Use for endoscopic removal of biliary stones.

Single Use Stone Retrieval Balloon

● Features :

1. Made by high-quality latex provide good durability and security.
2. Two radiopaque markers facilitate positioning of x-ray.
3. Triple-lumen designed for optimized injection flow rate.
4. Tapered catheter design improves the pushability.

● Product Model :

Model	Order Number	Sheath Diameter (+0.1, -0.1) mm	Balloon Diameter (+2, -1) mm	Recommend Guide wire (inch)	Working length mm
T (triple lumen)	MD-T-RB-2317-12	2.3/1.7	12	0.035/ 0.025	2000
	MD-T-RB-2317-15		15		
	MD-T-RB-2317-18		18		
	MD-T-RB-2317-85-12-15		8.5-12-15		
	MD-T-RB-2317-12-15-18		12-15-18		
E (rapid exchange)	MD-E-RB-2317-12	2.3/1.7	12	0.035/ 0.025	2000
	MD-E-RB-2317-15		15		
	MD-E-RB-2317-18		18		
	MD-E-RB-2317-85-12-15		8.5-12-15		
	MD-E-RB-2317-12-15-18		12-15-18		

Customization for special specification and requirement is available.

Single Use Balloon Dilatation Catheter

● Features :

- 1.Semi-compliant balloon can be suitable for different digestive tract.
- 2.Made by high pressure resistance material to ensure the safety of dilation.
- 3.Clear balloon and don't deform, convenient for observing dilation, tearing and bleeding.
- 4.Triplicate-winge folding easy to pass through the working channel Equipped with two radiopaque marks, easy to observe under X-ray.

● Product Model :

Type	Order Number	Sheath Outer Diameter X Sheath Length(±100) (mm×mm)	Balloon diameter X Balloon Length (±0.3) (mm×cm)	Rated Pressure (±1) (atm)	Max pressure (atm)	Recommend Guide Wire (inch)
C	MD-C-DB-2219-0640	2.2×1900	6×4	8	12	0.035
	MD-C-DB-2219-0840	2.2×1900	8×4	8		
	MD-C-DB-2219-1040	2.2×1900	10×4	6		
	MD-C-DB-2219-1240	2.2×1900	12×4	6		
	MD-C-DB-2219-1440	2.2×1900	14×4	8		
	MD-C-DB-2219-1260	2.2×1900	12×6	6		
	MD-C-DB-2219-1460	2.2×1900	14×6	4		
	MD-C-DB-2219-1280	2.2×1900	12×8	6		
	MD-C-DB-2219-1480	2.2×1900	14×8	4		


Customization for special specification and requirement is available.

Single Use Balloon Dilatation Catheter




● Indication :

Used for endoscopic diagnosis and bile duct narrow part dilation.



Single Use Biliary Drainage Catheter



Single Use Biliary Drainage Catheter

● **Features :**

- ※ The drainage tube is very smooth and soft, that makes more comfortable for patient.
- ※ Available for whole section development, good distal fixation effect.

● **Product Model :**


Model	Order Number	Shape	Pipe Diameter (Fr)	Length (mm)	Recommend Guide Wire (inch)
A	MD-A-NC-7F	a	7(2.33mm)	1900	0.035
B	MD-B-NC-7F	pigtail	7(2.33mm)	1900	0.035
C	MD-C-NC-7F	a + pigtail L	7(2.33mm)	1900	0.035
D	MD-D-NC-7F ★	a + pigtail R	7(2.33mm)	1900	0.035
D	MD-D-NC-8.5F	a + pigtail R	8.5(2.83mm)	1900	0.035

● **Indication :**

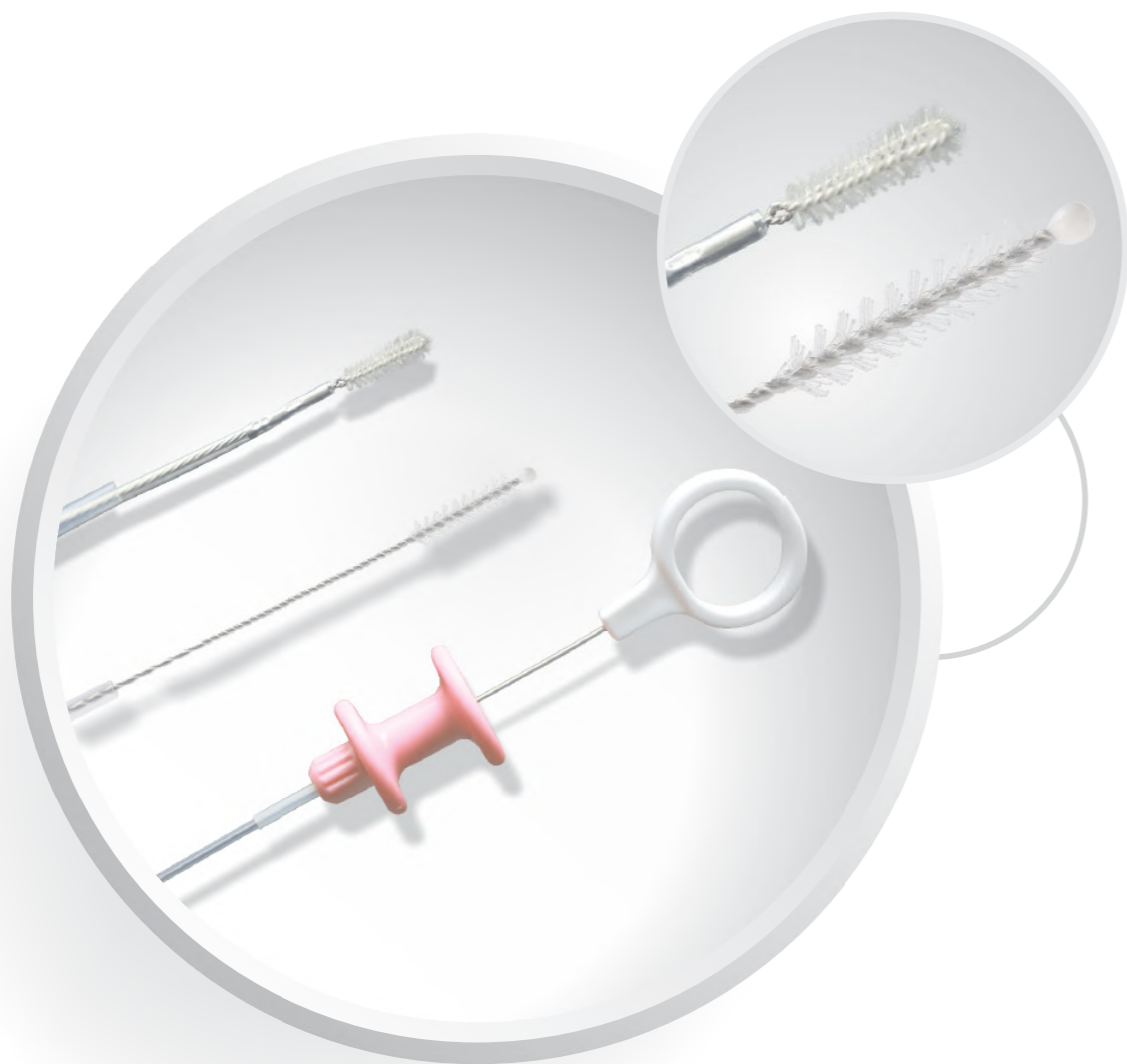
Used for biliary drainage during endoscopic biliary stone surgery or gallbladder removal.

Customization for special specification and requirement is available.





Single Use Cytology Brush



● Indication :

Be used for cell tissue sampling from respiratory tract and alimentary tract in the observation of endoscope.

Single Use Cytology Brush

● Features :



Ball-shaped type effectively reducing the friction and largely reduce the risk of endoscope channel damage.



Suitable stiffness bristles for easy sampling.




Integrated brush, not easy to peel off.

● Product Model :

Model	Order Number	Working channel (mm)	Working Length (mm)	Bristle Diameter (mm)	Bristle Length (mm)	Brush Type
L	MD-L-CB-2012-2010	2.0	1200	2.0	10	Straight Shaped Brush
	MD-L-CB-2016-2010	2.0	1600			
	MD-L-CB-2012-3010	2.0	1200	3.0		
	MD-L-CB-2016-3010	2.0	1600			
	MD-L-CB-2012-5010	2.0	1200	5.0		
	MD-L-CB-2016-5010	2.0	1600			
	MD-L-CB-1212-2006	1.2	1200	2.0		
U	MD-U-CB-2012-4008	2.0	1200	4.0	8	U Shaped Brush
	MD-U-CB-2016-4008	2.0	1600			

Customization for special specification and requirement is available.

Cleaning Brush



● Indication :

Assisted cleaning endoscope channels and other parts.



Cleaning Brush


● Features :

1. High density bristles.
2. Different sizes for customers choose. Different or same in two sides.
3. Rounded tip allows for easy visualization when immersed in cleaning solution and protects against inadvertent channel damage.

● Product Model :

Model	Order Number	Brush Diameter (mm)	Working Length (mm)	Model	Order Number	Brush Diameter (mm)	Working Length (mm)
A Single brushed	MD-A-BR-0702	2.0	700	B Double brushed	MD-B-BR-0702	2.0	700
	MD-A-BR-1202	2.0	1200		MD-B-BR-1202	2.0	1200
	MD-A-BR-1602	2.0	1600		MD-B-BR-1602	2.0	1600
	MD-A-BR-2302	2.0	2300		MD-B-BR-2302	2.0	2300
	MD-A-BR-0703	3.0	700		MD-B-BR-0703	3.0	700
	MD-A-BR-1203	3.0	1200		MD-B-BR-1203	3.0	1200
	MD-A-BR-1603	3.0	1600		MD-B-BR-1603	3.0	1600
	MD-A-BR-2303	3.0	2300		MD-B-BR-2303	3.0	2300
	MD-A-BR-0704	4.0	700		MD-B-BR-0704	4.0	700
	MD-A-BR-1204	4.0	1200		MD-B-BR-1204	4.0	1200
	MD-A-BR-1604	4.0	1600		MD-B-BR-1604	4.0	1600
	MD-A-BR-2304	4.0	2300		MD-B-BR-2304	4.0	2300
	MD-A-BR-0705	5.0	700		MD-B-BR-0705	5.0	700
	MD-A-BR-1205	5.0	1200		MD-B-BR-1205	5.0	1200
	MD-A-BR-1605	5.0	1600		MD-B-BR-1605	5.0	1600
	MD-A-BR-2305	5.0	2300		MD-B-BR-2305	5.0	2300
	MD-A-BR-0706	6.0	700		MD-B-BR-0706	6.0	700
	MD-A-BR-1206	6.0	1200		MD-B-BR-1206	6.0	1200
	MD-A-BR-1606	6.0	1600		MD-B-BR-1606	6.0	1600
	MD-A-BR-2306	6.0	2300		MD-B-BR-2306	6.0	2300
C Three brushed	MD-C-BR-0702	2.0	700	C Three brushed	MD-C-BR-2304	4.0	2300
	MD-C-BR-1202	2.0	1200		MD-C-BR-0705	5.0	700
	MD-C-BR-1602	2.0	1600		MD-C-BR-1205	5.0	1200
	MD-C-BR-2302	2.0	2300		MD-C-BR-1605	5.0	1600
	MD-C-BR-0703	3.0	700		MD-C-BR-2305	5.0	2300
	MD-C-BR-1203	3.0	1200		MD-C-BR-0706	6.0	700
	MD-C-BR-1603	3.0	1600		MD-C-BR-1206	6.0	1200
	MD-C-BR-2303	3.0	2300		MD-C-BR-1606	6.0	1600
	MD-C-BR-0704	4.0	700		MD-C-BR-2306	6.0	2300
	MD-C-BR-1204	4.0	1200	D Valve Brush	MD-D-BR-0510	10.0	50
MD-C-BR-1604	4.0	1600	/	/	/	/	

Customization for special specification and requirement is available.



Bite blocks



● Indication :

It is used to protect the oral cavity in the clinical diagnosis or treatment of the digestive and respiratory tract.



Bite blocks


● Features :

1. Sturdy, yet forgiving material protects delicate instruments and provides comfort for patients.
2. Smooth in the corner of the bite block let patients feel comfortable in surgery.
3. With nasal oxygen option, preventing hypoxia in sedated patients.
4. Design with bandages: safer during surgery.
5. Different types for adult and child.

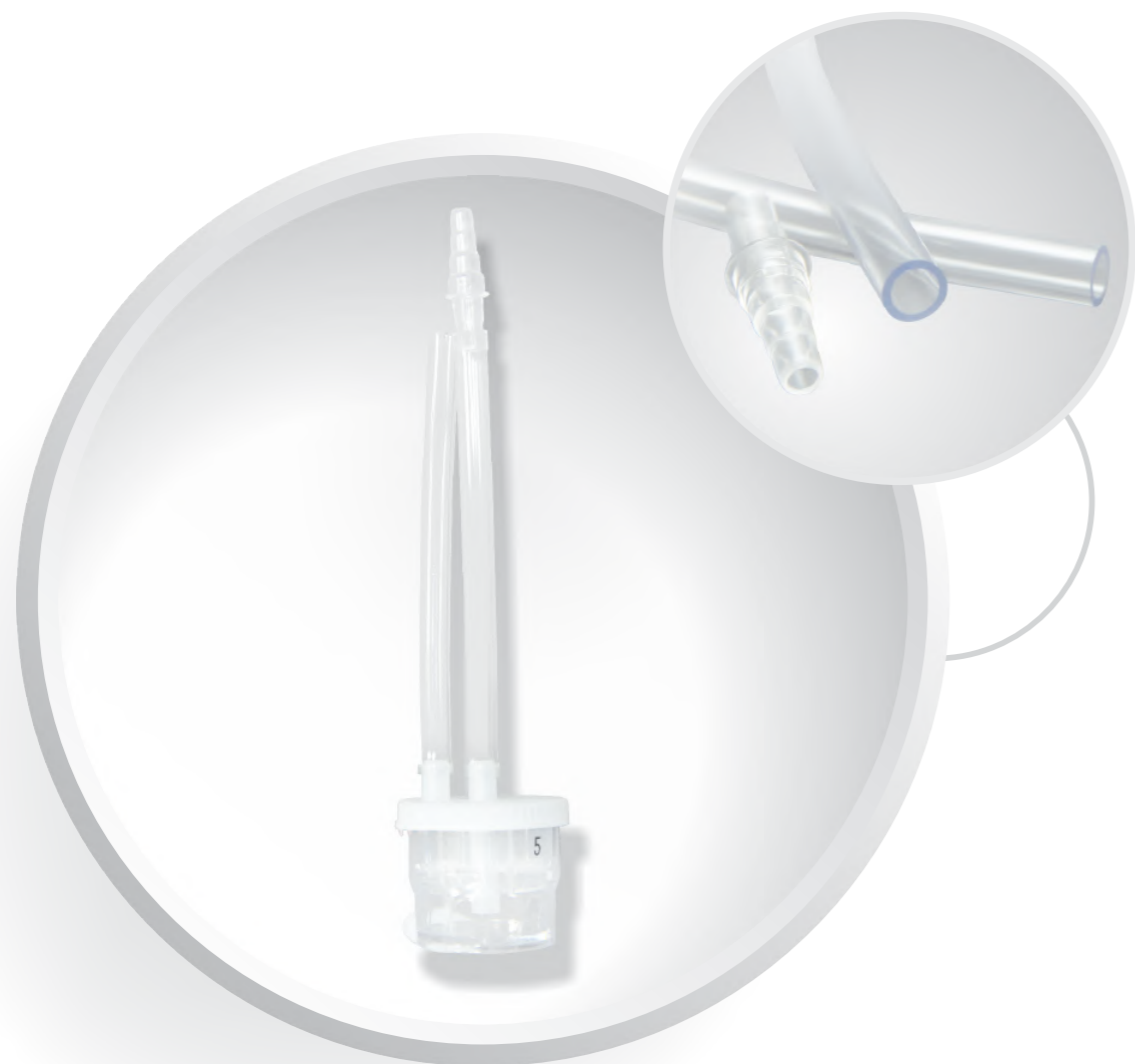
● Product Model :

Model	Order Number	Adult/Child	With strap	Oxygen Pipe	Sterile(Yes/No)	With tongue depressor
A	MD-BB-AY-01	Adult	Yes	No	No	No
	MD-BB-AN-01	Adult	No	No	No	No
	MD-BB-AY-03	Adult	Yes	Yes	No	No
C	MD-BB-CY-01	Child	Yes	No	No	No
	MD-BB-CN-01	Child	No	No	No	No

Customization for special specification and requirement is available.



Polyp Trap



● **Indication :**

It is used as a collection or container for polyps and specimen helps reduce procedure time by eliminating the need for hand screening and filtering and allowing for quick retrieval of polyp specimens.



Polyp Trap


● **Features :**

1. Smooth Rotation of the container.
2. Independent chambers with serial number to make accurate clarification of polyps and specimens and reduce the risk of contact with patent effluent.
3. Filter design helping to minimize time and exposure to bodily fluids.
4. Transparent plastic: Make the collection visible.
5. Easy installation and operation: Installs between the endoscope and the suction device just few seconds.

● **Product Model :**

Model	Order Number	Volume(ml)	Chamber	Filter net
A	MD-A-PT40	40	1	No
	MD-A-PT70	70	1	
B	MD-B-PT04	/	4	Yes
	MD-B-PT05	/	5	

Customization for special specification and requirement is available.



Disposable Biopsy Valve



● Indication :

The biopsy valve is applicable for endoscopy channel to prevent reflux of body liquids and minimize the leakage of bioburden from the biopsy port throughout the gastrointestinal endoscopic procedure.



Disposable Biopsy Valve


● Features :

1. Minimize leakage for general GI procedures.
2. Maintain scope pressure while passing devices.
3. One time use helps reduce cross-contamination.
4. Eliminates the need for reprocessing dirty valves.

● Product Model :

Model	Order Number	Compatibility	Sterile
A	MD-A-BV01	For OLYMPUS & FUJINON GI Endoscopes	YES
	MD-A-BV02	For OLYMPUS & FUJINON GI Endoscopes	NO
B	MD-B-BV01	For PENTAX GI Endoscopes	YES
	MD-B-BV02	For PENTAX GI Endoscopes	NO

Customization for special specification and requirement is available.



Air/Water & Suction Valve kit



Air/Water & Suction Valve kit

● Features :

- 1.Prevent cross-contamination between patients.
- 2.Help eliminate tracking concerns in infection outbreaks.
- 3.Eliminate manual cleaning and reprocessing of reusable valves.
- 4.Different colors for easy identification.
5. Individual trays to help protect valves from damage and compact the size.

● Product Model :

Model Number	Description	Compatibility
MD-A-AW01	Disposable Air/Water Valve + Disposable Suction Valve	Compatible with Olympus 140,160,170, 180,190,240,260 GI Endoscopes
MD-B-AW01	Disposable Air/Water Valve + Disposable Suction Valve + Disposable Biopsy Valve	
MD-D-AW01	Reusable Air/Water Valve	
MD-D-AW02	Reusable Suction Valve	

● Indication :

The air/water valve is used to control inflow of medical gases and water whilst preventing back flow. The suction valve is used to control suction whilst preventing inflow of air during GI endoscopic procedures.

Customization for special specification and requirement is available.

